






Look for ★ to see our newest class offerings!

October 2023

Sunday	Monday	Tuesday	Wednesday	Thursday	Friday	Saturday
1 	2 SSTP - 9 am SSTP - 5:30 pm	3 Basic Sewing I Week 5/9 9 am Sewing Machine Operator Basics ★ 1 pm Intro to Quilting Week 3/6 6 pm	4 SSTP - 9 am Longarm Quilt Operator Training 10am SSTP - 5:30 pm	5 Basic Sewing II Week 8/9 9 am Commercial Embroidery Operator Training 10am - 2pm Basic Sewing II ★ Week 1/9 1 pm Basic Sewing II ★ Week 1/9 5:30 pm	6 Open Stitch 10am to 3pm Longarm Quilt Machine Rental 4:30 pm - 8 pm ★ Sewing Empowerment 5:30 pm	7 Commercial Embroidery Operator Training 9am - 1pm Basic Sewing II Week 8/9 9:30am - 12 pm Garment Construction Week 8/10 1 pm
8	9 SSTP - 9 am SSTP - 5:30 pm	10 Basic Sewing I Week 6/9 9 am Intro to Quilting Week 4/6 6 pm	11 SSTP - 9 am Longarm Quilt Machine Rental 10 am - 3 pm SSTP - 5:30 pm ★ Serger Training Week 1/3 6 pm	12 Basic Sewing II Week 9/9 9:00 am Basic Sewing II Week 2/9 1 pm Basic Sewing II Week 2/9 5:30 pm	13 Open Stitch 10-3 Longarm Quilt Operator Training 4:30 pm - 8 pm	14 Basic Sewing II Week 9/9 9:30 am - 12 pm Garment Construction Week 9/10 1 pm
15 	16 SSTP - 9 am Industrial Operator & ★ Safety Training - Straight Needle 1pm SSTP - 5:30 pm	17 Basic Sewing I Week 7/9 9 am Commercial Embroidery Machine Rental 10 am - 2 pm Mitered Edge / ★ Napkins 1 pm Intro to Quilting Week 5/6 6 pm	18 SSTP - 9 am Longarm Quilt Operator Training 10am SSTP - 5:30 pm Serger Training Week 2/3 6 pm	19 Basic Sewing I ★ Week 1/9 9 am Basic Sewing II Week 3/9 1 pm Basic Sewing II Week 3/9 5:30 pm	20 Open Stitch 10-3 Longarm Quilt Machine Rental 4:30 pm - 8 pm Mend Your Darn ★ Sweater 5:30 pm	21 Halloween Trick- Or-Treat Bag ★ 10:00 am Garment Construction Week 10/10 1 pm
22 	23 ★ New Session SSTP - 9 am Industrial Operator & ★ Safety Training - Serger 1 pm SSTP - 5:30 pm	24 Basic Sewing I Week 8/9 9 am ★ Welt Pockets 1 pm Intro to Quilting Week 6/6 6 pm Volunteer Orientation 6pm	25 SSTP 9 AM Longarm Quilt Machine Rental 10 am - 3 pm SSTP 5:30 pm Serger Training Week 2/3 6pm	26 Basic Sewing I Week 2/9 9 am Commercial Embroidery Machine Rental 10 am - 2 pm Basic Sewing II Week 4/9 1 pm Basic Sewing II Week 4/9 5:30 pm	27 Open Stitch 10-3 ★ Sew Powerful Purses 10 am - 2 pm Longarm Quilt Operator Training 4:30 pm - 8 pm	28 Longarm Quilt Operator Training 10 am - 3 pm
29	30 SSTP - 9 am SSTP - 5:30 pm -	31 Basic Sewing Part 1 Week 9/9 9 am				

All Classes Require Pre-Registration to allow our staff to prepare for our students.

Register online at www.thesewinglabs.org/class-schedule

If you need help registering, please contact us: Call (816) 888-3051 or Email: classes@thesewinglabs.org

October 2023

Activities and Classes

Extended descriptions available on website

GUEST TEACHERS & SPECIAL WORKSHOPS

Mitered Edge/ Napkins- Learn how to create napkins A Mitered Edge is a simple technique that can help reduce bulk on the corner of a hem and give your placemats, or anything else, a more professional look. **1 session 2.5 hours – Fee \$25**

Welt Pockets- Learn how to make a welt pocket. A welt pocket is a sewn pocket topstitched on top of a garment. This pocket is often flat and sometimes includes a reinforced border along the edge of the fabric. **1 session 3 hours – Fee \$35**

Mend Your Darn Sweater - This workshop will focus on darning and various knit repair techniques, imparting the knowledge to creatively mend and enhance your beloved sweaters. **1 session 3 hours - Fee \$45**

Halloween Trick Or Treat Tote bag- Come make a Trick Or Treat tote bag for all your Halloween goodies! This is a perfect class for children ages 7 and up. **1 session 2.5 hours – Fee \$25**

Sew Powerful Purses - Learn to sew a cross-body purse for schoolgirls in Zambia. The purses are filled with re-usable feminine hygiene supplies, to equip girls with basic needs to attend school comfortably throughout the month. **1 session 4 hrs. Donation Only**

SEWING - DOMESTIC

Basic Sewing Part 1- Learn to operate a domestic machine with accuracy, use the tools of the sewing trade for proper measuring, marking, and cutting and construction. Use these skills to make several simple projects. **9 sessions of 2.5 hours - Fee \$270**

Basic Sewing Part 2- Building on the skills learned in Part 1 or start where you are. You will learn seams and seam finishes and then apply this to simple projects. Learn hem types while making an apron and buttonholes, hook and snap closures. All materials provided. (Sewing machine operation or Basic Sewing Part 1 required) **9 sessions of 2.5 hours - Fee \$270**

Intro to Garments- This course takes you from Basic Sewing into Garment Construction. You will be introduced to patterns, fabric & fiber types. learn to decipher sewing vocabulary gaining understanding and making samples, curved seams and corners, darts, tucks and gathers. the proper way to cut out a garment while making a simple top. You must have basic sewing machine knowledge or take Basic Sewing Part 1 before taking this class. **10 weeks of 2.5 hour sessions - Fee \$300**

Garment Construction- Garment Construction Fundamentals is Part 2 of Garments @ The Sewing Labs. This course introduces sleeve types; raglan vs. set-in, collar types & cuffs; Waistbands; casing with elastic, linings and sewing vocabulary terms and make samples of these fundamental elements for future reference. Make pants/skirt and sample top. Pre-requisite Basic Sewing; Intro to Garments or contact us. **10 weeks of 2.5 hour sessions - Fee \$300**

Sewing Empowerment- This class will empower you to use a sewing machine safely and with confidence. Bring your own sewing machine or use one of ours. Students in this class will learn how to sew a simple apron, properly thread a sewing machine, and troubleshoot common problems. If you have never sewn before and want to learn how, or if you need a boost in your sewing confidence, this class is for you! **1 session 3 hours - Fee \$40**

Serger Workshop- This class covers basic serger sewing. Proper Threading and maintenance, thread tension and understanding serger features. Participants of this class will create a workbook with samples of stitches, mastering curves on your serger, creating special hems and more. Bring your own serger or reserve one of ours. **3 sessions of 2.5 hours - Fee \$90**

INDUSTRIAL

Industrial Operator & Safety Training - Learn to basic operator and safety for the Industrial Straight Stitch or Serger. Proper threading, tension and how to improve your production sewing. This is a required course if you want to rent an Industrial machine at TSL. Choose straight needle or serger machine **1 session 2.5 hours - Fee \$50**

QUILTING & EMBROIDERY

Longarm Quilting Machine Training- Pre-requisite to Longarm machine Rental – This workshop will introduce you to operating the Gammill Statler Stitcher or Classic Free Motion Quilting machines which are available to rent. You will learn quilt preparation, loading, machine operation using the CAD quilting system and/or Free motions stitch regulated system. **1 Session 5 hours – Fee \$80**

Longarm Quilting Machine Rentals- *Pre-requisite Longarm Machine Training* – Rent one of our Gammill Longarm machines to quilt your beautiful quilt tops. Rentals are in 2 hours block of time. See the website for more details. **Fee starts at \$50 for 2 hours**

Hire a Longarm Quilter- TSL offers in-house quilters to quilt your quilt for you – Call 816-888-3051 or email us:

quilting@thesewinglabs.org

Commercial Embroidery Training– Learn to use our Commercial Embroidery Baby Lock Ventura 10 needle machine so that you can rent it for future projects. Learn about hooping, stabilizers, threads and more. **1 session 4 hours – Fee \$80**

Commercial Embroidery Rental- *Pre-requisite Commercial Training* – Rent our Baby Lock Venture to do your own embroidery stitching. Rent in 1 hour block. See website for details **Fee \$20 per hour**

JOB SKILLS TRAINING

Salon Sewist Training Program (SSTP)- NEW SESSION STARTS THIS MONTH- Prepare yourself for employment or entrepreneurship in the profession of sewing. SSTP is a Registered Apprenticeship Program for Industrial Sewing Machine Operators with the US/MO Department of Labor.

MACHINE OPERATIONS

Sewing Machine Operator Basics - Learn how to effectively use your sewing machine, including threading, bobbin winding, and fundamental sewing operations such as adjusting stitch width, length, and pattern selection. **1 Session 3 hours – Fee \$35**

Industrial Machine Rental – (*Industrial Operator and Safety Training is a Prerequisite to rent our machines.*) Rent an industrial machine (Straight Stitch, Serger, Upholstery) for your own project. **Rental Fees are charged by the hour - \$25 per Hour**

COMMUNITY

Open Stitch- Bring your sewing machine or use ours Use our tools & stash to practice your skills or bring your own project to work on. sewing, quilting, knitting, crochet, embroidery and beyond. No instruction is offered but there just might be someone else in the room to ask. Domestic Machines only. Ages 10 – beyond (children under 13 must be accompanied by an adult and be working on a project). This is only available for domestic machines. **Class Fee – FREE**

Volunteer Orientation- Do you want to volunteer at TSL? Do you just want to know more about it? This is a great opportunity to explore what is happening @ The Sewing Labs. Pre-registration is recommended.